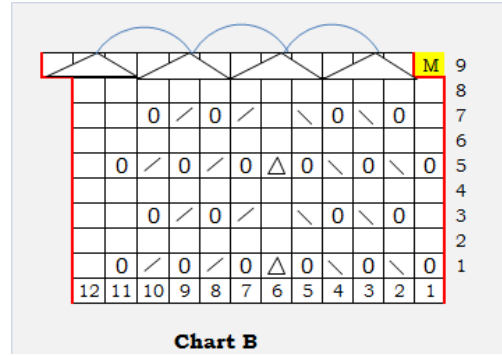















Estonian flower chart A



Lace pattern chart B (SKIRT HEM)

KEY

-  k
-  K3tog
-  sk2p; s11, k2tog, pss0
Slip 1, Knit 2 tog, pass the slipped stitch over.
-  ssk: Slip, slip knit
-  K2tog
-  Make 9 sts from 3 K3tog, yo, k3tog, yo, k3tog, yo, k3tog, yo, k3tog
into the same 3 sts (3sts increased to 9 sts)
-  cdd; Centered double dec
Slip two knitwise, knit 1, pass 2 Slipped sts over
-  Yarn over
-  No stitch
-  Repeat between the lines
-  Marker
-  Slip 3 sts on crochet hook and pull yarn through all the 3 sts.
-  5 crochet chain