

Basketweave shawl by Lana Jois for I Like Knitting Feb2015

Charts

		V	-	-	-				-	-	-	V			6
		O		N	O				O	/		O			5
		O								O					4
			O							O					3
				O				O							2
					O		O								1

Set up Rows








		V	-	-	-				-	-	-				-	-	-	V			6			
		O		N	O				O	/	O				O	/	O				O			5
			V	-	-	-				-	-	-				-	-	-	V					4
				O	-	-	-				-	-	-				-	-	-	O				3
					V				-	-	-				V									2
					O				-	-	-				O									1

Basketweave stitch pattern for body of shawl

		V												V			4			
		O		N	O				O	/	O				O	/	O			3
			V									V					2			
				O				O	/	O			O				1			

Border lace stitch pattern

Key to chart

-  Knit on RS, purl on WS
-  Purl on RS, knit on WS
-  Yarn over
-  Kyok (k1, yo, k1 into one stitch)
-  k2tog
-  Ssk
-  sk2p

Red border indicates pattern repeat. Both RS and WS are charted.